

ATLANTIC COLLECTION THE TOWNES AT SKYLINE RIDGE

JAMESTOWN | RESIDENCE 301

APPROX. 1,291 SQ. FT. | 3-STORY | 2 BEDROOMS | 2.5 BATHROOMS | 2-BAY GARAGE



ELEVATION A - 3 PLEX



ELEVATION B - 4 PLEX



ELEVATION A - 5 PLEX



ELEVATION A2 - 5 PLEX



ELEVATION A - 6 PLEX



ELEVATION B - 6 PLEX

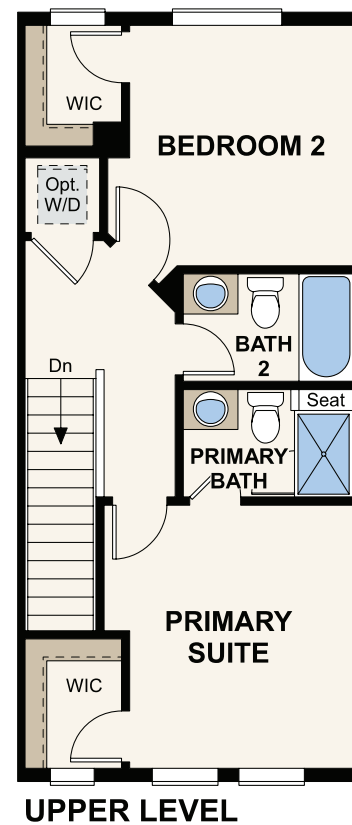
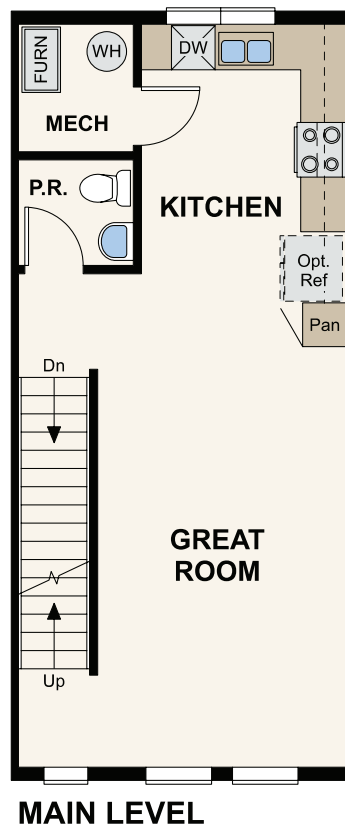
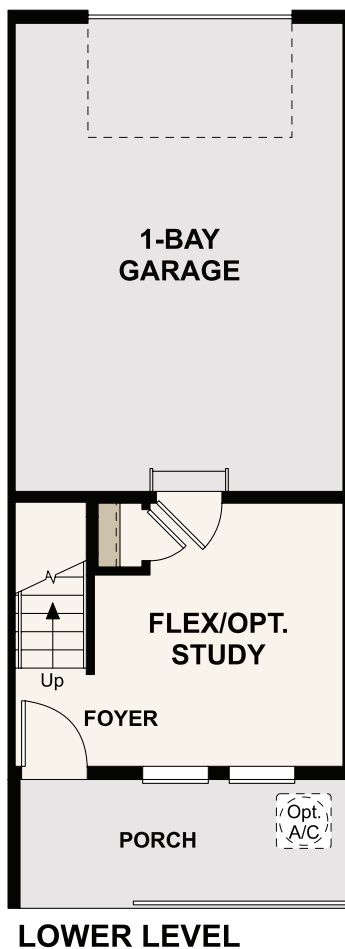


ELEVATION B - 8 PLEX



Prices, Residences, and terms are effective on the date of publication and subject to change without notice. Square footage/acreage shown is only an estimate and actual square footage/acreage will differ. Buyer should rely on his or her own evaluation of usable area. Depictions of homes or other features are artist conceptions. Hardscape, landscape, and other items shown may be decorator suggestions that are not included in the purchase price and availability may vary. ©2020 Century Communities, Inc. Rev. 03/08/2022

Floor Plans



Prices, Residences, and terms are effective on the date of publication and subject to change without notice. Square footage/acreage shown is only an estimate and actual square footage/acreage will differ. Buyer should rely on his or her own evaluation of usable area. Depictions of homes or other features are artist conceptions. Hardscape, landscape, and other items shown may be decorator suggestions that are not included in the purchase price and availability may vary. ©2020 Century Communities, Inc. Rev. 03/08/2022