

THE TOWNES AT SKYLINE RIDGE

RESIDENCE 303

APPROX. 1,696 SQ. FT. | 3-STORY | 3 BEDROOMS | 2.5 BATHROOMS | 2-BAY GARAGE



ELEVATION A - 3 PLEX



ELEVATION B - 4 PLEX



ELEVATION A - 5 PLEX



ELEVATION A2 - 5 PLEX



ELEVATION A - 6 PLEX



ELEVATION B - 6 PLEX



ELEVATION B - 8 PLEX



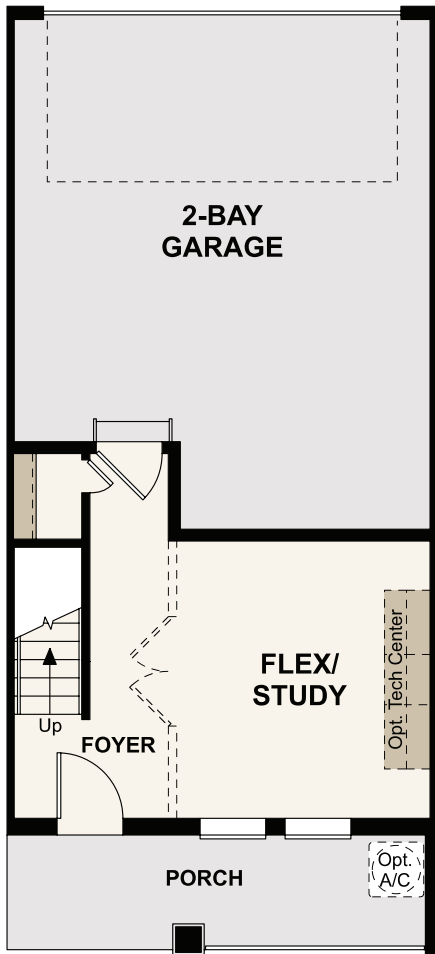
Prices, Residences, and terms are effective on the date of publication and subject to change without notice. Square footage/acreage shown is only an estimate and actual square footage/acreage will differ. Buyer should rely on his or her own evaluation of usable area. Depictions of homes or other features are artist conceptions. Hardscape, landscape, and other items shown may be decorator suggestions that are not included in the purchase price and availability may vary. ©2020 Century Communities, Inc. Rev. 03/08/2022

Floor Plans

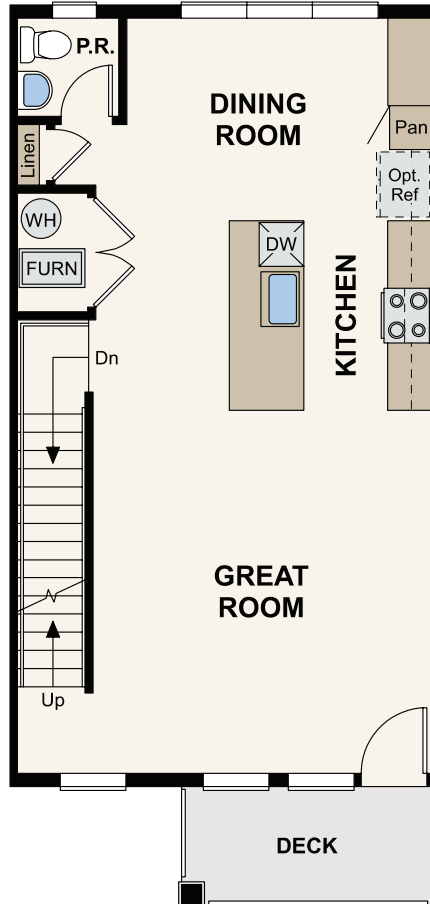


RESIDENCE 303

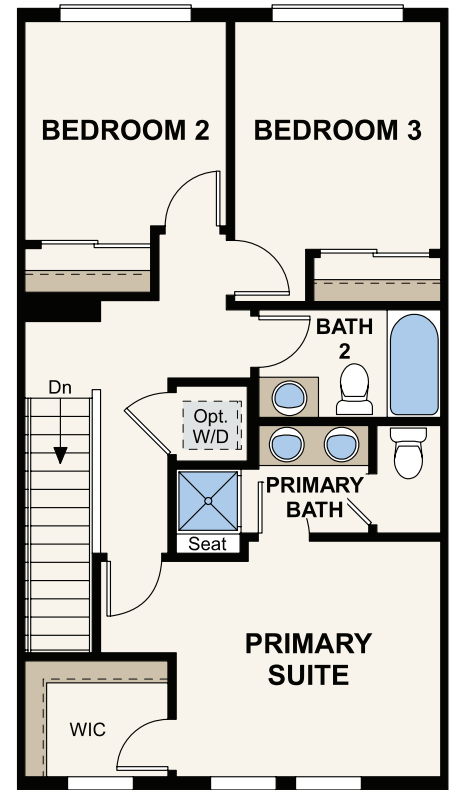
APPROX. 1,696 SQ. FT. | 3-STORY | 3 BEDROOMS | 2.5 BATHROOMS | 2-BAY GARAGE



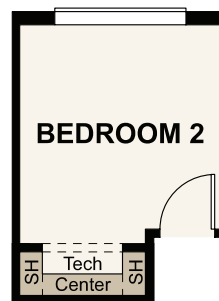
LOWER LEVEL



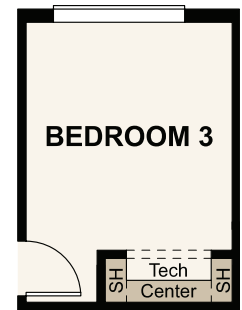
MAIN LEVEL



UPPER LEVEL



OPT. POCKET OFFICE AT BEDROOM 2



OPT. POCKET OFFICE AT BEDROOM 3



Prices, Residences, and terms are effective on the date of publication and subject to change without notice. Square footage/acreage shown is only an estimate and actual square footage/acreage will differ. Buyer should rely on his or her own evaluation of usable area. Depictions of homes or other features are artist conceptions. Hardscape, landscape, and other items shown may be decorator suggestions that are not included in the purchase price and availability may vary. ©2020 Century Communities, Inc. Rev. 03/08/2022