

THE ENCLAVE AT SONTERRA

MADISON | PLAN 2141

APPROX. 2146 SQ. FT. | 2-STORY | 4-5 BEDROOMS | 2.5-3.5 BATHROOMS | GAME ROOM | 2-BAY GARAGE
OPTIONS FOR WALK-IN SHOWER AT OWNER'S BATH, COVERED PATIO AND MORE



ELEVATION A



ELEVATION E



ELEVATION F

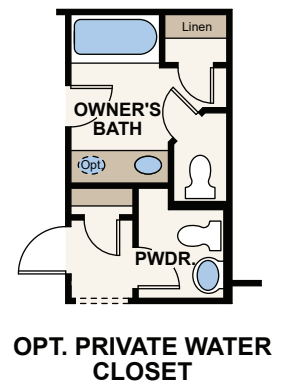
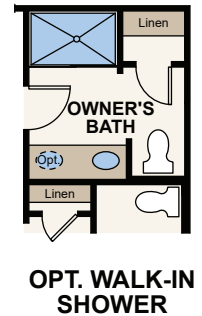

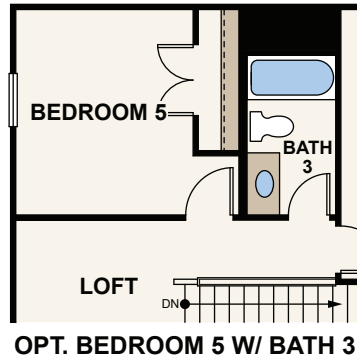


Prices, plans, and terms are effective on the date of publication and subject to change without notice. Square footage/acreage shown is only an estimate and actual square footage/acreage will differ. Buyer should rely on his or her own evaluation of usable area. Depictions of homes or other features are artist conceptions. Hardscape, landscape, and other items shown may be decorator suggestions that are not included in the purchase price and availability may vary. ©2021 Century Communities, Inc. Rev. 02/02/2021

Floor Plans

MADISON | PLAN 2141

APPROX. 2146 SQ. FT. | 2-STORY | 4-5 BEDROOMS | 2.5-3.5 BATHROOMS | GAME ROOM | 2-BAY GARAGE
OPTIONS FOR WALK-IN SHOWER AT OWNER'S BATH, COVERED PATIO AND MORE



Prices, plans, and terms are effective on the date of publication and subject to change without notice. Square footage/acreage shown is only an estimate and actual square footage/acreage will differ. Buyer should rely on his or her own evaluation of usable area. Depictions of homes or other features are artist conceptions. Hardscape, landscape, and other items shown may be decorator suggestions that are not included in the purchase price and availability may vary. ©2021 Century Communities, Inc. Rev. 02/02/2021